

Name: _____

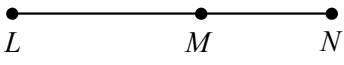
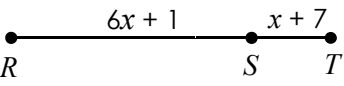
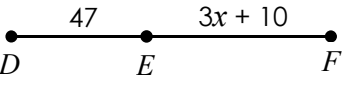
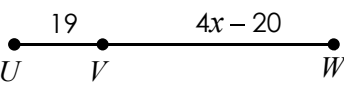
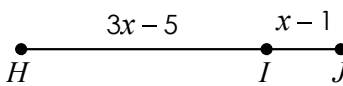

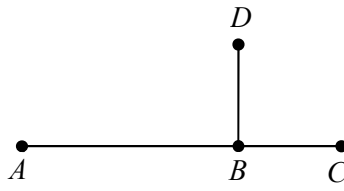
Unit 1: Geometry Basics



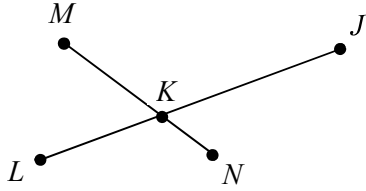
Date: _____ Per: _____

Homework 2: Segment Addition Postulate

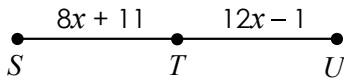
**** This is a 2-page document! ****

<p>Use the diagram below to answer questions 1 and 2.</p> 	<p>1. If $LM = 22$ and $MN = 15$, find LN.</p>
<p>3. If $RT = 36$, find the value of x.</p> 	<p>2. If $LN = 54$ and $LM = 31$, find MN.</p> <p>4. If $DF = 9x - 39$, find EF.</p> 
<p>5. If $UW = 6x - 35$, find UV.</p> 	<p>6. If $HJ = 7x - 27$, find the value of x.</p> 
<p>7. If $BD = 7x - 10$, $BC = 4x - 29$, and $CD = 5x - 9$, find each value.</p>  <p style="text-align: right;">$x =$ _____ $BC =$ _____ $CD =$ _____ $BD =$ _____</p>	
<p>8. If $\overline{BD} \cong \overline{BC}$, $BD = 5x - 26$, $BC = 2x + 1$, and $AC = 43$, find AB.</p> 	

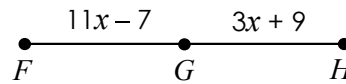
9. If $\overline{LK} \cong \overline{MK}$, $LK = 7x - 10$, $KN = x + 3$, $MN = 9x - 11$, and $KJ = 28$, find LJ .



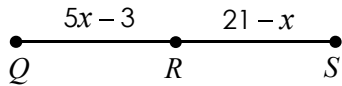
10. If T is the midpoint of \overline{SU} , find x .



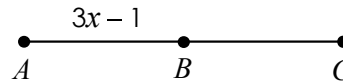
11. If G is the midpoint of \overline{FH} , find FG .



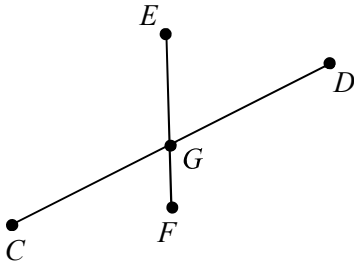
12. If R is the midpoint of \overline{QS} , find QS .



13. If B is the midpoint of \overline{AC} , and $AC = 8x - 20$, find BC .



14. If \overline{EF} bisects \overline{CD} , $CG = 5x - 1$, $GD = 7x - 13$, $EF = 6x - 4$, and $GF = 13$, find EG .



15. If R is the midpoint of \overline{QS} , $RS = 2x - 4$, $ST = 4x - 1$, and $RT = 8x - 43$, find QS .

