

## Lesson 1: Ratios

### Classwork

#### Example 1

The coed soccer team has four times as many boys on it as it has girls. We say the ratio of the number of boys to the number of girls on the team is 4:1. We read this as “four to one.”

Suppose the ratio of number of boys to number of girls on the team is 3:2.

#### Example 2: Class Ratios

Record a ratio for each of the examples the teacher provides.

1. \_\_\_\_\_

2. \_\_\_\_\_

3. \_\_\_\_\_

4. \_\_\_\_\_

5. \_\_\_\_\_

6. \_\_\_\_\_

**Exercise 1**

My own ratio compares \_\_\_\_\_ to

\_\_\_\_\_

My ratio: \_\_\_\_\_

**Exercise 2**

Using words, describe a ratio that represents each ratio below.

a. 1 to 12 \_\_\_\_\_

\_\_\_\_\_

b. 12:1 \_\_\_\_\_

\_\_\_\_\_

c. 2 to 5 \_\_\_\_\_

\_\_\_\_\_

d. 5 to 2 \_\_\_\_\_

\_\_\_\_\_

e. 10:2 \_\_\_\_\_

\_\_\_\_\_

f. 2:10 \_\_\_\_\_

\_\_\_\_\_

**Lesson Summary**

A **ratio** is an ordered pair of non-negative numbers, which are not both zero.

The ratio is written  $A : B$  or  $A$  to  $B$  to indicate the order of the numbers. The number  $A$  is first, and the number  $B$  is second.

The order of the numbers is important to the meaning of the ratio. Switching the numbers changes the relationship. The description of the ratio relationship tells us the correct order for the numbers in the ratio.

**Problem Set**

1. At the 6<sup>th</sup> grade school dance, there are 132 boys, 89 girls, and 14 adults.
  - a. Write the ratio of number of boys to number of girls.
  - b. Write the same ratio using another form ( $A : B$  vs.  $A$  to  $B$ ).
  - c. Write the ratio of number of boys to number of adults.
  - d. Write the same ratio using another form.
2. In the cafeteria, 100 milk cartons were put out for breakfast. At the end of breakfast, 27 remained.
  - a. What is the ratio of milk cartons taken to total milk cartons?
  - b. What is the ratio of milk cartons remaining to milk cartons taken?
3. Choose a situation that could be described by the following ratios, and write a sentence to describe the ratio in the context of the situation you chose.  
For example:  
3:2 When making pink paint, the art teacher uses the ratio 3:2. For every 3 cups of white paint she uses in the mixture, she needs to use 2 cups of red paint.
  - a. 1 to 2
  - b. 29 to 30
  - c. 52:12

## Lesson 2: Ratios

### Classwork

#### Exercise 1

Come up with two examples of ratio relationships that are interesting to you.

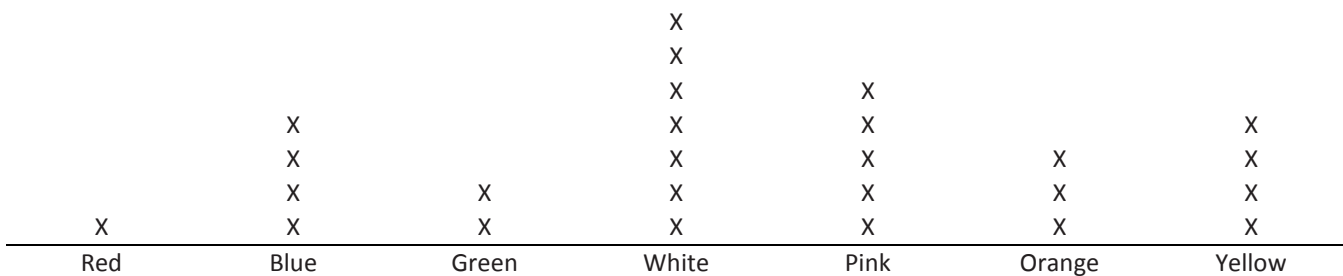
1.

2.

#### Exploratory Challenge

A t-shirt manufacturing company surveyed teen-aged girls on their favorite t-shirt color to guide the company's decisions about how many of each color t-shirt they should design and manufacture. The results of the survey are shown here.

**Favorite T-Shirt Colors of Teen-Aged Girls Surveyed**



#### Exercises for Exploratory Challenge

1. Describe a ratio relationship, in the context of this survey, for which the ratio is 3: 5.

---



---



---

2. For each ratio relationship given, fill in the ratio it is describing.

Description of the Ratio Relationship (Underline or highlight the words or phrases that indicate the description is a ratio.)	Ratio
For every 7 white t-shirts they manufacture, they should manufacture 4 yellow t-shirts. The ratio of number of white t-shirts to number of yellow t-shirts should be...	
For every 4 yellow t-shirts they manufacture, they should manufacture 7 white t-shirts. The ratio of number of yellow t-shirts to number of white t-shirts should be...	
The ratio of number of girls who liked a white t-shirt best to number of girls who liked a colored t-shirt best was...	
For each red t-shirt they manufacture, they should manufacture 4 blue t-shirts. The ratio of number of red t-shirts to number of blue t-shirts should be...	
They should purchase 4 bolts of yellow fabric for every 3 bolts of orange fabric. The ratio of number of bolts of yellow fabric to number of bolts of orange fabric should be...	
The ratio of number of girls who chose blue or green as their favorite to the number of girls who chose pink or red as their favorite was ...	
Three out of every 26 t-shirts they manufacture should be orange. The ratio of number of orange t-shirts to total number of t-shirts should be...	

3. For each ratio given, fill in a description of the ratio relationship in could describe, using the context of the survey.


Description of the Ratio Relationship (Underline or highlight the words or phrases that indicate your example is a ratio.)	Ratio
	4 to 3
	3:4
	19:7
	7 to 26

**Lesson Summary**

- Ratios can be written in two ways:  $A$  to  $B$  or  $A:B$ .
- We describe ratio relationships with words such as: to, for each, for every.
- The ratio  $A:B$  is not the same as the ratio  $B:A$  (unless  $A$  is equal to  $B$ ).

**Problem Set**

1. Using the floor tiles design shown below, create 4 different ratios related to the image. Describe the ratio relationship and write the ratio in the form  $A:B$  or the form  $A$  to  $B$ .



2. Billy wanted to write a ratio of the number of cars to the number of trucks in the police parking lot. He wrote 1:3. Did Billy write the ratio correctly? Explain your answer.



## Lesson 3: Equivalent Ratios

### Classwork

#### Exercise 1

Write a one-sentence story problem about a ratio.

Write the ratio in two different forms.

#### Exercise 2

Shanni and Mel are using ribbon to decorate a project in their art class. The ratio of the length of Shanni's ribbon to the length of Mel's ribbon is 7: 3.

Draw a tape diagram to represent this ratio:





d. Come up with another possible ratio of the number Josie got wrong to the number she got right.

e. How did you find the numbers?

f. Describe how to create equivalent ratios.

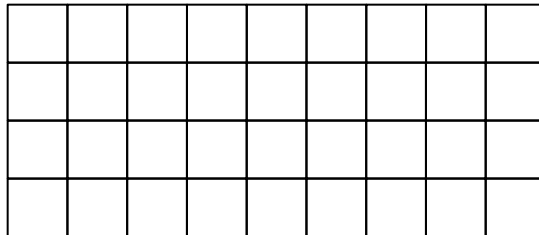
**Lesson Summary**

Two ratios  $A:B$  and  $C:D$  are equivalent ratios if there is a positive number,  $c$ , such that  $C = cA$  and  $D = cB$ .

Ratios are equivalent if there is a positive number that can be multiplied by both quantities in one ratio to equal the corresponding quantities in the second ratio.

**Problem Set**

1. Write two ratios that are equivalent to 1:1.
2. Write two ratios that are equivalent to 3:11.
3.
  - a. The ratio of the width of the rectangle to the height of the rectangle is \_\_\_\_\_ to \_\_\_\_\_.



- b. If each square in the grid has a side length of 8 mm, what is the length and width of the rectangle?
4. For a project in their health class, Jasmine and Brenda recorded the amount of milk they drank every day. Jasmine drank 2 pints of milk each day, and Brenda drank 3 pints of milk each day.
  - a. Write a ratio of number of pints of milk Jasmine drank to number of pints of milk Brenda drank each day.
  - b. Represent this scenario with tape diagrams.
  - c. If one pint of milk is equivalent to 2 cups of milk, how many cups of milk did Jasmine and Brenda each drink? How do you know?
  - d. Write a ratio of number of cups of milk Jasmine drank to number of cups of milk Brenda drank.
  - e. Are the two ratios you determined equivalent? Explain why or why not.

## Lesson 4: Equivalent Ratios

### Classwork

#### Example 1

The morning announcements said that two out of every seven 6<sup>th</sup> graders in the school have an overdue library book. Jasmine said, “That would mean 24 of us have overdue books!” Grace argued, “No way. That is way too high.” How can you determine who is right?

#### Exercise 1

Decide whether or not each of the following pairs of ratios is equivalent.

- If the ratios are not equivalent, find a ratio that is equivalent to the first ratio.
- If the ratios are equivalent, identify the positive number,  $c$ , that could be used to multiply each number of the first ratio by in order to get the numbers for the second ratio.

1.  $6 : 11$  and  $42 : 88$

\_\_\_\_\_ Yes, the value,  $c$ , is: \_\_\_\_\_

\_\_\_\_\_ No, an equivalent ratio would be: \_\_\_\_\_

2.  $0 : 5$  and  $0 : 20$

\_\_\_\_\_ Yes, the value,  $c$ , is: \_\_\_\_\_

\_\_\_\_\_ No, an equivalent ratio would be: \_\_\_\_\_

**Exercise 2**

In a bag of mixed walnuts and cashews, the ratio of number of walnuts to number of cashews is 5:6. Determine the amount of walnuts that are in the bag if there are 54 cashews. Use a tape diagram to support your work. Justify your answer by showing that the new ratio you created of number of walnuts to number of cashews is equivalent to 5:6.

**Lesson Summary**

Recall the description:

Two ratios  $A:B$  and  $C:D$  are equivalent ratios if there is a positive number,  $c$ , such that  $C = cA$  and  $D = cB$ .

Ratios are equivalent if there is a positive number that can be multiplied by both quantities in one ratio to equal the corresponding quantities in the second ratio.

This description can be used to determine whether two ratios are equivalent.

**Problem Set**

1. Use diagrams or the description of equivalent ratios to show that the ratios 2:3, 4:6, and 8:12 are equivalent.
2. Prove that 3:8 is equivalent to 12:32.
  - a. Use diagrams to support your answer.
  - b. Use the description of equivalent ratios to support your answer.
3. The ratio of Isabella's money to Shane's money is 3:11. If Isabella has \$33, how much money do Shane and Isabella have together? Use diagrams to illustrate your answer.

## Lesson 5: Solving Problems by Finding Equivalent Ratios

## Classwork

### Example 1

A County Superintendent of Highways is interested in the numbers of different types of vehicles that regularly travel within his county. In the month of August, a total of 192 registrations were purchased for passenger cars and pickup trucks at the local Department of Motor Vehicles (DMV). The DMV reported that in the month of August, for every 5 passenger cars registered, there were 7 pickup trucks registered. How many of each type of vehicle were registered in the county in the month of August?

- Using the information in the problem, write four ratios and describe the meaning of each.
- Make a tape-diagram that represents the quantities in the ratios that you wrote.
- How many equal-sized parts does the tape diagram consist of?
- What total quantity does the tape diagram represent?

e. What value does each individual part of the tape diagram represent?

f. How many of each type of vehicle were registered in August?

### Example 2

The Superintendent of Highways is further interested in the numbers of commercial vehicles that frequently use the county's highways. He obtains information from the Department of Motor Vehicles for the month of September and finds that for every 14 non-commercial vehicles, there were 5 commercial vehicles. If there were 108 more non-commercial vehicles than commercial vehicles, how many of each type of vehicle frequently use the county's highways during the month of September?

**Exercises**

1. The ratio of the number of people who own a smartphone to the number of people who own a flip phone is 4:3. If 500 more people own a smartphone than a flip phone, how many people own each type of phone?
2. Sammy and David were selling water bottles to raise money for new football uniforms. Sammy sold 5 water bottles for every 3 water bottles David sold. Together they sold 160 water bottles. How many did each boy sell?

3. Ms. Johnson and Ms. Siple were folding report cards to send home to parents. The ratio of the number of report cards Ms. Johnson folded to the number of report cards Ms. Siple folded is 2:3. At the end of the day, Ms. Johnson and Ms. Siple folded a total of 300 report cards. How many did each person fold?
4. At a country concert, the ratio of the number of boys to the number of girls is 2:7. If there are 250 more girls than boys, how many boys are at the concert?

**Problem Set**

1. Last summer, at *Camp Okey-Fun-Okey*, the ratio of the number of boy campers to the number of girl campers was 8:7. If there were a total of 195 campers, how many boy campers were there? How many girl campers?
2. The student-to-faculty ratio at a small college is 17:3. The total of students and faculty is 740. How many faculty members are there at the college? How many students?
3. The Speedy Fast Ski Resort has started to keep track of the number of skiers and snowboarders who bought season passes. The ratio of the number of skiers who bought season passes to the number of snowboarders who bought season passes is 1:2. If 1250 more snowboarders bought season passes than skiers, how many snowboarders and how many skiers bought season passes?
4. The ratio of the number of adults to the number of students at the prom has to be 1:10. Last year there were 477 more students than adults at the prom. If the school is expecting the same attendance this year, how many adults have to attend the prom?

## Lesson 6: Solving Problems by Finding Equivalent Ratios

### Classwork

#### Exercise 1

1. The Business Direct Hotel caters to people who travel for different types of business trips. On Saturday night there is not a lot of business travel, so the ratio of the number of occupied rooms to the number of unoccupied rooms is 2:5. However, on Sunday night the ratio of the number of occupied rooms to the number of unoccupied rooms is 6:1 due to the number of business people attending a large conference in the area. If the Business Direct Hotel has 432 occupied rooms on Sunday night, how many unoccupied rooms does it have on Saturday night?

#### Exercises 2–7

2. Peter is trying to work out by completing sit-ups and push-ups in order to gain muscle mass. Originally, Peter was completing five sit-ups for every three push-ups, but then he injured his shoulder. After the injury, Peter completed the same amount of exercises as he did before his injury, but completed seven sit-ups for every one push-up. During a training session after his injury, Peter completed eight push-ups. How many push-ups was Peter completing before his injury?

3. Tom and Rob are brothers who like to make bets about the outcomes of different contests between them. Before the last bet, the ratio of the amount of Tom's money to the amount of Rob's money was 4:7. Rob lost the latest competition, and now the ratio of the amount of Tom's money to the amount of Rob's money is 8:3. If Rob had \$280 before the last competition, how much does Rob have now that he lost the bet?
4. A sporting goods store ordered new bikes and scooters. For every 3 bikes ordered, 4 scooters were ordered. However, bikes were way more popular than scooters, so the store changed its next order. The new ratio of the number of bikes ordered to the number of scooters ordered was 5:2. If the same amount of sporting equipment was ordered in both orders and 64 scooters were ordered originally, how many bikes were ordered as part of the new order?
5. At the beginning of 6th grade, the ratio of the number of advanced math students to the number of regular math students was 3:8. However, after taking placement tests, students were moved around changing the ratio of the number of advanced math students to the number of regular math students to 4:7. How many students started in regular math and advanced math if there were 92 students in advanced math after the placement tests?

6. During first semester, the ratio of the number of students in art class to the number of students in gym class was 2:7. However, the art classes were really small, and the gym classes were large, so the principal changed students' classes for second semester. In second semester, the ratio of the number of students in art class to the number of students in gym class was 5:4. If 75 students were in art class second semester, how many were in art class and gym class first semester?
7. Jeanette wants to save money, but she has not been good at it in the past. The ratio of the amount of money in Jeanette's savings account to the amount of money in her checking account was 1:6. Because Jeanette is trying to get better at saving money, she moves some money out of her checking account and into her savings account. Now, the ratio of the amount of money in her savings account to the amount of money in her checking account is 4:3. If Jeanette had \$936 in her checking account before moving money, how much money does Jeanette have in each account after moving money?

**Lesson Summary**

When solving problems in which a ratio between two quantities changes, it is helpful to draw a 'before' tape diagram and an 'after' tape diagram.

**Problem Set**

1. Shelley compared the number of oak trees to the number of maple trees as part of a study about hardwood trees in a woodlot. She counted 9 maple trees to every 5 oak trees. Later in the year there was a bug problem and many trees died. New trees were planted to make sure there were the same number of trees as before the bug problem. The new ratio of the number of maple trees to the number of oak trees is 3:11. After planting new trees, there were 132 oak trees. How many more maple trees were in the woodlot before the bug problem than after the bug problem? Explain.
2. The school band is comprised of middle school students and high school students, but it always has the same maximum capacity. Last year the ratio of the number of middle school students to the number of high school students was 1:8. However, this year the ratio of the number of middle school students to the number of high school students changed to 2:7. If there are 18 middle school students in the band this year, how many fewer high school students are in the band this year compared to last year? Explain.

## Lesson 7: Associated Ratios and the Value of a Ratio

### Classwork

#### Example 1

Which of the following correctly models that the number of red gumballs is  $\frac{5}{3}$  the number of white gumballs?

a. Red 

--	--	--

  
White 

--	--	--	--	--	--

b. Red 

--	--	--	--	--	--

  
White 

--	--	--

c. Red 

--	--	--

  
White 

--	--

d. Red 

--	--	--	--	--	--

  
White 

--	--	--	--	--	--	--	--

#### Example 2

The duration of two films are modeled below.

Film A 

--	--	--	--	--

Film B 

--	--	--	--	--	--	--	--

a. The ratio of the length of Film A to the length of Film B is \_\_\_\_\_ : \_\_\_\_\_.

b. The length of Film A is  $\frac{\square}{\square}$  of the length of Film B.

c. The length of Film B is  $\frac{\square}{\square}$  of the length of Film A.

## Exercise 1

Sammy and Kaden went fishing using live shrimp as bait. Sammy brought 8 more shrimp than Kaden brought. When they combined their shrimp they had 32 shrimp altogether.

- How many shrimp did each boy bring?
- What is the ratio of the number of shrimp Sammy brought to the number of shrimp Kaden brought?
- Express the number of shrimp Sammy brought as a fraction of the number of shrimp Kaden brought.
- What is the ratio of the number of shrimp Sammy brought to the total number of shrimp?
- What fraction of the total shrimp did Sammy bring?

**Exercise 2**

A food company that produces peanut butter decides to try out a new version of its peanut butter that is extra crunchy, using twice the number of peanut chunks as normal. The company hosts a sampling of its new product at grocery stores and finds that 5 out of every 9 customers prefer the new extra crunchy version.

- a. Let's make a list of ratios that might be relevant for this situation.
  - i. The ratio of number preferring new extra crunchy to total number surveyed is \_\_\_\_\_.
  - ii. The ratio of number preferring regular crunchy to the total number surveyed is \_\_\_\_\_.
  - iii. The ratio of number preferring regular crunchy to number preferring new extra crunchy is \_\_\_\_\_.
  - iv. The ratio of number preferring new extra crunchy to number preferring regular crunchy is \_\_\_\_\_.
- b. Let's use the value of each ratio to make multiplicative comparisons for each of the ratios we described here.
  - i. The number preferring new extra crunchy is \_\_\_\_\_ of the total number surveyed.
  - ii. The number preferring regular crunchy is \_\_\_\_\_ of the total number surveyed.
  - iii. The number preferring regular crunchy is \_\_\_\_\_ of those preferring new extra crunchy.
  - iv. The number preferring new extra crunchy is \_\_\_\_\_ of those preferring regular crunchy.
- c. If the company normally sells a total of 90,000 containers of regular crunchy peanut butter, how many containers of new extra crunchy peanut butter should it produce, and how many containers of regular crunchy peanut butter should it produce? What would be helpful in solving this problem? Does one of our comparison statements above help us?



**Lesson Summary**

For a ratio  $A:B$ , we are often interested in the associated ratio  $B:A$ . Further, if  $A$  and  $B$  can both be measured in the same unit, we are often interested in the associated ratios  $A:(A+B)$  and  $B:(A+B)$ .

For example, if Tom caught 3 fish and Kyle caught 5 fish, we can say:

- The ratio of the number of fish Tom caught to the number of fish Kyle caught is 3:5.
- The ratio of the number of fish Kyle caught to the number of fish Tom caught is 5:3.
- The ratio of the number of fish Tom caught to the total number of fish the two boys caught is 3:8.
- The ratio of the number of fish Kyle caught to the total number of fish the two boys caught is 5:8.

For the ratio  $A:B$ , where  $B \neq 0$ , the value of the ratio is the quotient  $\frac{A}{B}$ .

For example: For the ratio 6:8, the value of the ratio is  $\frac{6}{8}$  or  $\frac{3}{4}$ .

**Problem Set**

1. Maritza is baking cookies to bring to school and share with her friends on her birthday. The recipe requires 3 eggs for every 2 cups of sugar. To have enough cookies for all of her friends, Maritza determined she would need 12 eggs. If her mom bought 6 cups of sugar, does Maritza have enough sugar to make the cookies? Why or why not?
2. Hamza bought 8 gallons of brown paint in order to paint his kitchen and dining room. Unfortunately, when Hamza started painting, he thought the paint was too dark for his house, so he wanted to make it lighter. The store manager would not let Hamza return the paint but did inform him that if he used  $\frac{1}{4}$  of a gallon of white paint mixed with 2 gallons of brown paint, he would get the shade of brown he desired. If Hamza decided to take this approach, how many gallons of white paint would Hamza have to buy to fix his problem?

## Lesson 8: Equivalent Ratios Defined Through the Value of a Ratio

### Classwork

#### Exercise 1

Circle any equivalent ratios from the list below.

Ratio: 1:2

Ratio: 5:10

Ratio: 6:16

Ratio: 12:32

Find the value of the following ratios, leaving your answer as a fraction, but re-write the fraction using the largest possible unit.

Ratio: 1:2

Value of the Ratio:

Ratio: 5:10

Value of the Ratio:

Ratio: 6:16

Value of the Ratio:

Ratio: 12:32

Value of the Ratio:

What do you notice about the value of the equivalent ratios?

#### Exercise 2

Here is a theorem:

*If two ratios are equivalent, then they have the same value.*

Can you provide any counter-examples to the theorem above?

### Exercise 3

Taivon is training for a duathlon, which is a race that consists of running and cycling. The cycling leg is longer than the running leg of the race, so while Taivon trains, he rides his bike more than he runs. During training, Taivon runs 4 miles for every 14 miles he rides his bike.

- a. Identify the ratio associated with this problem and find its value.

Use the value of each ratio to solve the following.

- b. When Taivon completed all of his training for the duathlon, the ratio of total number of miles he ran to total number of miles he cycled was 80:280. Is this possible according to Taivon's training schedule? Explain why or why not.
- c. In one training session Taivon ran 4 miles and cycled 7 miles. Did this training session represent an equivalent ratio of the distance he ran to the distance he cycled? Explain why or why not.

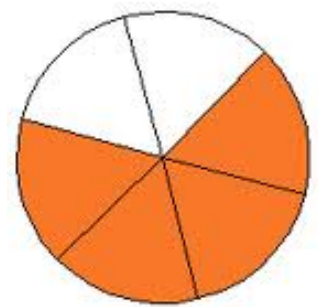
**Lesson Summary**

The value of the ratio  $A:B$  is the quotient  $\frac{A}{B}$ .

If two ratios are equivalent, they have the same value.

**Problem Set**

1. The ratio of the number of shaded sections to the number of unshaded sections is 4 to 2. What is the value of the ratio of the number of shaded pieces to the number of unshaded pieces?
2. Use the value of the ratio to determine which ratio(s) is equivalent to 7:15.
  - a. 21:45
  - b. 14:45
  - c. 3:5
  - d. 63:135
3. Sean was at batting practice. He swung 25 times but only hit the ball 15 times.
  - a. Describe and write more than one ratio related to this situation.
  - b. For each ratio you created, use the value of the ratio to express one quantity as a fraction of the other quantity.
  - c. Make up a word problem that a student can solve using one of the ratios and its value.
4. Your middle school has 900 students.  $\frac{1}{3}$  of the students bring their lunch instead of buying lunch at school. What is the value of the ratio of the number of students who do bring their lunch to the number of students who do not?



## Lesson 9: Tables of Equivalent Ratios

### Classwork

#### Example 1

To make Paper Mache, the art teacher mixes water and flour. For every two cups of water, she needs to mix in three cups of flour to make the paste.

Find equivalent ratios for the ratio relationship 2 cups of water to 3 cups of flour. Represent the equivalent ratios in the table below:

Cups of Water	Cups of Flour

Example 2

Javier has a new job designing websites. He is paid at a rate of \$700 for every 3 pages of web content that he builds. Create a ratio table to show the total amount of money Javier has earned in ratio to the number of pages he has built.

Total Pages Built								
Total Money Earned								

Javier is saving up to purchase a used car that costs \$4,300. How many web pages will Javier need to build before he can pay for the car?

**Exercise 1**

Spraying plants with “cornmeal juice” is a natural way to prevent fungal growth on the plants. It is made by soaking cornmeal in water, using two cups of cornmeal for every nine gallons of water. Complete the ratio table to answer the questions that follow.

Cups of Cornmeal	Gallons of Water

- How many cups of cornmeal should be added to 45 gallons of water?
- Paul has only 8 cups of cornmeal. How many gallons of water should he add if he wants to make as much cornmeal juice as he can?
- What can you say about the values of the ratios in the table?

**Exercise 2**

James is setting up a fish tank. He is buying a breed of goldfish that typically grows to be 12 inches long. It is recommended that there be 1 gallon of water for every inch of fish length in the tank. What is the recommended ratio of gallons of water per fully-grown goldfish in the tank?

Complete the ratio table to help answer the following questions:

Number of Fish	Gallons of Water

- What size tank (in gallons) is needed for James to have 5 full-grown goldfish?
- How many fully-grown goldfish can go in a 40-gallon tank?
- What can you say about the values of the ratios in the table?

**Lesson Summary**

A ratio table is a table of pairs of numbers that form equivalent ratios.

**Problem Set**

Assume each of the following represents a table of equivalent ratios. Fill in the missing values. Then choose one of the tables and create a real-world context for the ratios shown in the table.

1.

	22
12	
16	44
	55
24	66

2.

	14
15	21
25	35
30	

3.

	34
	51
12	
15	85
18	102

# Lesson 10: The Structure of Ratio Tables: Additive and Multiplicative

## Classwork

### Exploratory Challenge

Imagine that you are making a fruit salad. For every quart of blueberries you add, you would like to put in 3 quarts of strawberries. Create 3 ratio tables that show the amounts of blueberries and strawberries you would use if you needed to make fruit salad for greater numbers of people.

Table 1 should contain amounts where you have added fewer than 10 quarts of blueberries to the salad.

Table 2 should contain amounts of blueberries between 10 and 50 quarts.

Table 3 should contain amounts of blueberries greater than 100 quarts.

Table 1	
Quarts of Blueberries	Quarts of Strawberries

Table 2	
Quarts of Blueberries	Quarts of Strawberries

Table 3	
Quarts of Blueberries	Quarts of Strawberries



- e. If we know we want to add 7 quarts of blueberries to the fruit salad in Table 1, how can we use the table to help us determine how many strawberries to add?
- f. If we know we used 70 quarts of blueberries to make our salad, how can we use a ratio table to find out how many quarts of strawberries were used?

**Exercise 1**

The following tables were made incorrectly. Find the mistake that was made, create the correct ratio table, and state the ratio that was used to make the correct ratio table.

a.

Hours	Pay in dollars
3	24
5	40
7	52
9	72

Hours	Pay in dollars

Ratio \_\_\_\_\_

b.

Blue	Yellow
1	5
4	8
7	13
10	16

Blue	Yellow

Ratio \_\_\_\_\_

### Lesson Summary

Ratio tables are constructed in a special way.

Each pair of values in the table will be equivalent to the same ratio.

red	white
3	12
6	24
12	48
21	84

$$\begin{array}{l} 6 : 24 \\ 1 : 4 \end{array}$$

$$\begin{array}{l} 21 : 84 \\ 1 : 4 \end{array}$$

You can use repeated addition or multiplication to create a ratio table.

There is a constant value that we can multiply the values in the first column by to get the values in the second column.

red	white
3	12
6	24
12	48
21	84

If you add a certain number to each entry in one column, you may not be able to add that same number to the entries in the other column and keep the same ratio. Instead, the numbers you add to the entries must be related to the ratio used to make the table. However, if you multiply the entries in one column by a certain number, you can multiply the entries in the other column by the same number, and the ratio remains.

red	white
3	12
6	24
12	48
21	84

$\times 7$

$\times 7$

**Problem Set**

1.
  - a. Create a ratio table for making lemonade with a lemon juice-to-water ratio of 1:3. Show how much lemon juice would be needed if you use 36 cups of water to make lemonade.
  - b. How is the value of the ratio used to create the table?
2. Ryan made a table to show how much blue and red he mixed to get the shade of purple he will use to paint the room. He wants to use the table to help him make larger and smaller batches of purple paint.

blue	red
12	3
20	5
28	7
36	9

- a. What ratio was used to create this table? Support your answer.
- b. How are the values in each row related to each other?
- c. How are the values in each column related to each other?

## Lesson 11: Comparing Ratios Using Ratio Tables

### Classwork

#### Example 1

Create four equivalent ratios (2 by scaling up and 2 by scaling down) using the ratio 30 to 80.

Write a ratio to describe the relationship shown in the table.

Hours	Number of Pizzas Sold
2	16
5	40
6	48
10	80

### Exercise 1

The following tables show how many words each person can text in a given amount of time. Compare the rates of texting for each person using the ratio table.

Michaela

Minutes	3	5	7	9
Words	150	250	350	450

Jenna

Minutes	2	4	6	8
Words	90	180	270	360

Maria

Minutes	3	6	9	12
Words	120	240	360	480

Complete the table so that it shows Max has a texting rate of 55 words per minute.

Max

Minutes				
Words				

### Exercise 2: Making Juice (Comparing Juice to Water)

- a. The tables below show the comparison of the amount of water to the amount of juice concentrate (JC) in grape juice made by three different people. Whose juice has the greatest water-to-juice concentrate ratio, and whose juice would taste strongest? Be sure to justify your answer.

Laredo's Juice		
Water	JC	Total
12	4	16
15	5	20
21	7	28
45	15	60

Franca's Juice		
Water	JC	Total
10	2	12
15	3	18
25	5	30
40	8	48

Milton's Juice		
Water	JC	Total
8	2	10
16	4	20
24	6	30
40	10	50

Put the juices in order from the juice containing the most water to the juice containing the least water.

\_\_\_\_\_

Explain how you used the values in the table to determine the order.

What ratio was used to create each table?

Laredo \_\_\_\_\_

Franca \_\_\_\_\_

Milton \_\_\_\_\_

Explain how the ratio could help you compare the juices.

- b. The next day, each of the three people made juice again, but this time they were making apple juice. Whose juice has the greatest water-to-juice concentrate ratio, and whose juice would taste the strongest? Be sure to justify your answer.

Laredo's Juice		
Water	JC	Total
12	2	14
18	3	21
30	5	35
42	7	49

Franca's Juice		
Water	JC	Total
15	6	21
20	8	28
35	14	49
50	20	70

Milton's Juice		
Water	JC	Total
16	6	22
24	9	33
40	15	55
64	24	88

Put the juices in order from the strongest apple taste to the weakest apple taste.

\_\_\_\_\_

Explain how you used the values in the table to determine the order.

What ratio was used to create each table?

Laredo \_\_\_\_\_

Franca \_\_\_\_\_

Milton \_\_\_\_\_

Explain how the ratio could help you compare the juices.

How was this problem different than the grape juice questions?

- c. Max and Sheila are making orange juice. Max has mixed 15 cups of water with 4 cups of juice concentrate. Sheila has made her juice by mixing 8 cups water with 3 cups of water. Compare the ratios of juice concentrate to water using ratio tables. State which beverage has a higher juice concentrate-to-water ratio.
- d. Victor is making recipes for smoothies. His first recipe calls for 2 cups of strawberries and 7 cups of other ingredients. His second recipe says that 3 cups of strawberries are combined with 9 cups of other ingredients. Which smoothie recipe has more strawberries compared to other ingredients? Use ratio tables to justify your answer.

**Lesson Summary**

Ratio tables can be used to compare two ratios.

Look for equal amounts in a row or column to compare the second amount associated with it.

3	6	12	30
7	14	28	70

10	25	30	45
16	40	48	72

You can also extend the values of the tables in order to get comparable amounts. Another method would be to compare the values of the ratios. Write the values of the ratios as fractions and then use your knowledge of fractions to compare the ratios.

When ratios are given in words, students can create a table of equivalent ratios in order to compare the ratios.

12:35 compared to 8:20

Quantity 1	12	24	36	48
Quantity 2	35	70	105	140

Quantity 1	8	56
Quantity 2	20	140

**Problem Set**

1. Sarah and Eva were swimming. Use the ratio tables below to determine who the faster swimmer is.

Sarah

Time (min)	3	5	12	17
Distance (meters)	75	125	300	425

Eva

Time (min)	2	7	10	20
Distance (meters)	52	182	260	520

Explain the method that you used to determine your answer.

2. A 120 lb. person would weigh about 20 lb. on the moon. A 150 lb. person would weigh 28 lb. on Io, a moon of Jupiter. Use ratio tables to determine which moon would make a person weigh the most.

## Lesson 12: From Ratio Tables to Double Number Line Diagrams

### Classwork

#### Exercise 2

The amount of sugary beverages Americans consume is a leading health concern. For a given brand of cola, a 12-ounce serving of cola contains about 40 grams of sugar. Complete the ratio table, using the given ratio to find equivalent ratios.

Cola (ounces)		12	
Sugar (grams)		40	

#### Exercise 3

A 1-liter bottle of cola contains approximately 34 fluid ounces. How many grams of sugar would be in a 1-liter bottle of the cola? Explain and show how to arrive at the solution.

#### Exercise 4

A school cafeteria has a restriction on the amount of sugary drinks available to students. Drinks may not have more than 25 grams of sugar. Based on this restriction, what is the largest size cola (in ounces) the cafeteria can offer to students?

Exercise 5

Shontelle solves three math problems in four minutes.

a. Use this information to complete the table below.

Number of Questions	3	6	9	12	15	18	21	24	27	30
Number of Minutes										

b. Shontelle has soccer practice on Thursday evening. She has a half hour before practice to work on her math homework and to talk to her friends. She has 20 math skill-work questions for homework, and she wants to complete them before talking with her friends. How many minutes will Shontelle have left after completing her math homework to talk to her friends?

Use a double number line diagram to support your answer, and show all work.

**Lesson Summary**

*Double Number Line Diagram:* a tool used for understanding the equivalence of two related numbers. It is called “double” because each mark on the line has two numbers matched to it. The top row of numbers describes the whole represented by the line in one way, and the bottom row describes the whole represented by the line in another way. Because the whole line is the same, it is possible to see the equivalences between the rows of numbers at any point on the line.

**Problem Set**

1. While shopping, Kyla found a dress that she would really like, but it costs \$52.25 more than she has. Kyla charges \$5.50 an hour for babysitting. She wants to figure out how many hours she must babysit to earn \$52.25 to buy the dress. Use a double number line to support your answer.
2. Frank has been driving at a constant speed for 3 hours, during which time he traveled 195 miles. Frank would like to know how long it will take him to complete the remaining 455 miles, assuming he maintains the same constant speed. Help Frank determine how long the remainder of the trip will take. Include a table or diagram to support your answer.

## Lesson 13: From Ratio Tables to Equations Using the Value of a Ratio

### Classwork

#### Exercise 1

Jorge is mixing a special shade of orange paint. He mixed 1 gallon of red paint with 3 gallons of yellow paint.

Based on this ratio, which of the following statements are true?

- $\frac{3}{4}$  of a 4-gallon mix would be yellow paint.
- Every 1 gallon of yellow paint requires  $\frac{1}{3}$  gallon of red paint.
- Every 1 gallon of red paint requires 3 gallons of yellow paint.
- There is 1 gallon of red paint in a 4-gallon mix of orange paint.
- There are 2 gallons of yellow paint in an 8-gallon mix of orange paint.

Use the space below to determine if each statement is true or false.



**Exercise 2**

Based on the information on red and yellow paint given in the warm up, complete the table below.

Red Paint (R)	Yellow Paint (Y)	Relationship
	3	$3 = 1 \times 3$
2		
	9	$9 = 3 \times 3$
	12	
5		

**Exercise 3**

Blue (B)	Red (R)	Relationship

- a. Using the same relationship of red to blue from above, create a table that models the relationship of the three colors blue, red, and purple (total) paint. Let  $B$  represent the number of gallons of blue paint, let  $R$  represent the number of gallons of red paint, and let  $T$  represent the total number of gallons of (purple) paint. Then write an equation that also models this relationship and answer the questions.

Blue (B)	Red (R)	Total Paint (T)

Equation:


Value of the ratio of Total Paint to Blue Paint:

How is the value of the ratio related to the equation?

- b. During a particular U.S. Air Force training exercise, the ratio of the number of men to the number of women was 6:1. Use the ratio table provided below to create at least two equations that model the relationship between the number of men and the number of women participating in this training exercise.

Women (W)	Men (M)

Equations:



If 200 women participated in the training exercise, use one of your equations to calculate the number of men who participated.

- c. Malia is on a road trip. During the first five minutes of Malia's trip, she sees 18 cars and 6 trucks. Complete the ratio table using this comparison. Let  $T$  represent the number of trucks she sees, and let  $C$  represent the number of cars she sees.

Trucks (T)	Cars (C)
1	
3	
	18
12	
	60

What is the value of the ratio of the number of cars to the number of trucks?

What equation would model the relationship between cars and trucks?



At the end of the trip, Malia had counted 1,254 trucks. How many cars did she see?

- d. Kevin is training to run a half-marathon. His training program recommends that he run for 5 minutes and walk for 1 minute. Let  $R$  represent the number of minutes running, and let  $W$  represent the number of minutes walking.

Minutes running (R)		10	20		50
Minutes walking (W)	1	2		8	

What is the value of the ratio of the number of minutes walking to the number of minutes running?

What equation could you use to calculate the minutes spent walking if you know the minutes spent running?

**Lesson Summary**

The value of a ratio can be determined using a ratio table. This value can be used to write an equation that also represents the ratio.

Example:

1	4
2	8
3	12
4	16

The multiplication table can be a valuable resource to use in seeing ratios. Different rows can be used to find equivalent ratios.

**Problem Set**

A cookie recipe calls for 1 cup of white sugar and 3 cups of brown sugar.

Make a table showing the comparison of the amount of white sugar to the amount of brown sugar.

White Sugar (W)	Brown Sugar (B)

1. Write the value of the ratio of the amount of white sugar to the amount of brown sugar.
2. Write an equation that shows the relationship of the amount of white sugar to the amount of brown sugar.
3. Explain how the value of the ratio can be seen in the table.
4. Explain how the value of the ratio can be seen in the equation.

Using the same recipe, compare the amount of white sugar to the amount of total sugars used in the recipe.

Make a table showing the comparison of the amount of white sugar to the amount of total sugar.

White Sugar (W)	Total Sugar (T)

5. Write the value of the ratio of the amount of total sugar to the amount of white sugar.
6. Write an equation that shows the relationship of total sugar to white sugar.

## Lesson 14: From Ratio Tables, Equations, and Double Number


### Line Diagrams to Plots on the Coordinate Plane

#### Classwork

Kelli is traveling by train with her soccer team from Yonkers, NY to Morgantown, WV for a tournament. The distance between Yonkers and Morgantown is 400 miles. The total trip will take 8 hours. The train schedule is provided below:

Leaving Yonkers, New York	
Destination	Distance
Allentown, PA	100 miles
Carlisle, PA	200 miles
Berkeley Springs, WV	300 miles
Morgantown, WV	400 miles

Leaving Morgantown, WV	
Destination	Distance
Berkeley Springs, WV	100 miles
Carlisle, PA	200 miles
Allentown, PA	300 miles
Yonkers, NY	400 miles



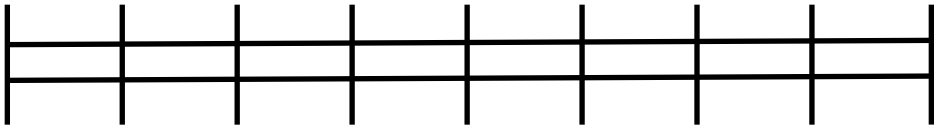
#### Exercise 1

Create a table to show the time it will take Kelli and her team to travel from Yonkers to each town listed in the schedule assuming that the ratio of the amount of time traveled to the distance traveled is the same for each city. Then, extend the table to include the cumulative time it will take to reach each destination on the ride home.

Hours	Miles

Exercise 2

Create a double number line diagram to show the time it will take Kelli and her team to travel from Yonkers to each town listed in the schedule. Then, extend the double number line diagram to include the cumulative time it will take to reach each destination on the ride home. Represent the ratio of the distance traveled on the round trip to the amount of time taken with an equation.




Using the information from the double number line diagram, how many miles would be traveled in one hour? \_\_\_\_\_

How do you know? \_\_\_\_\_

Example 1

Dinner service starts once the train is 250 miles away from Yonkers. What is the minimum time the team will have to wait before they can have their meal?

Hours	Miles	Ordered Pairs



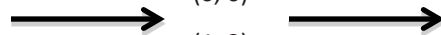
### Lesson Summary

A ratio table, equation, or double number line diagram can be used to create ordered pairs. These ordered pairs can then be graphed on a coordinate plane as a representation of the ratio.

Example:

Equation:  $y = 3x$

$x$	$y$
0	0
1	3
2	6
3	9



Ordered Pairs

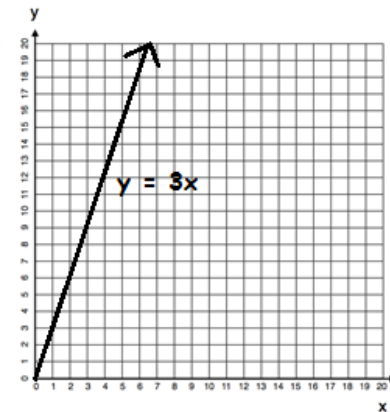
$(x, y)$

$(0, 0)$

$(1, 3)$

$(2, 6)$

$(3, 9)$




### Problem Set

- Complete the table of values to find the following:

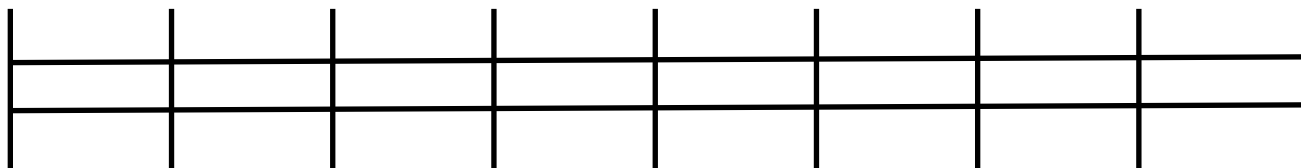
Find the number of cups of sugar needed if for each pie Karrie makes, she has to use 3 cups of sugar.

Pies	Cups of sugar
1	
2	
3	
4	
5	
6	

Use a graph to represent the relationship:




Create a double number line diagram to show the relationship:



2. Write a story context that would be represented by the ratio 1:4.

Complete a table of values for this equation and graph.

## Lesson 15: A Synthesis of Representations of Equivalent Ratio Collections

### Classwork

#### Exploratory Challenge

At the end of this morning's news segment, the local television station highlighted area pets that need to be adopted. The station posted a specific website on the screen for viewers to find more information on the pets shown and the adoption process. The station producer checked the website two hours after the end of the broadcast and saw that the website had 24 views. One hour after that, the website had 36 views.

#### Exercise 1

Create a table to determine how many views the website probably had one hour after the end of the broadcast based on how many views it had two and three hours after the end of the broadcast. Using this relationship, predict how many views the website will have 4, 5, and 6 hours after the end of the broadcast.

#### Exercise 2

What is the constant number,  $c$ , that makes these ratios equivalent?


Using an equation, represent the relationship between the number of views ( $v$ ) the website received and the number of hours ( $h$ ) after this morning's news broadcast.

**Exercise 3**

Use the table created in Exercise 1 to identify sets of ordered pairs that can be graphed.

**Exercise 4**

Use the ordered pairs you created to depict the relationship between hours and number of views on a coordinate plane. Label your axes and create a title for the graph. Do the points you plotted lie on a line? If so, draw the line through the points.



**Exercise 5**

Predict how many views the website will have after twelve hours. Use at least two representations (e.g., tape diagram, table, double number line diagram) to justify your answer.

**Exercise 6**

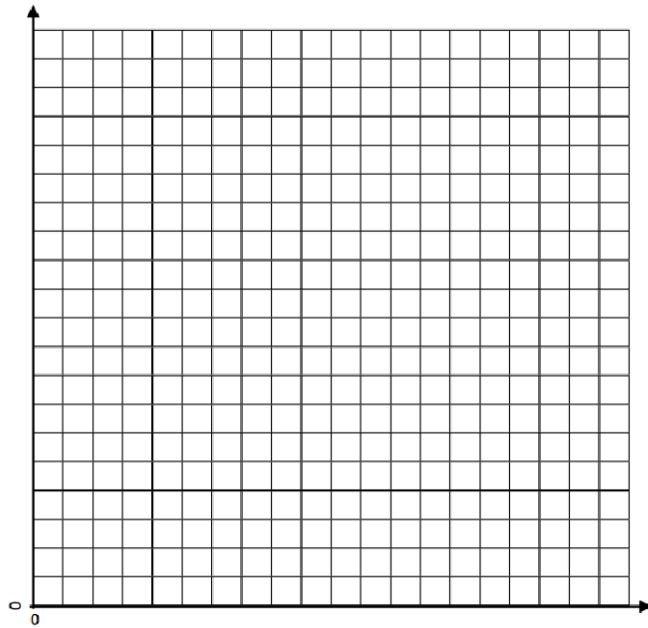
Also on the news broadcast, a chef from a local Italian restaurant demonstrated how he makes fresh pasta daily for his restaurant. The recipe for his pasta is below:

3 eggs, beaten  
1 teaspoon salt  
2 cups all-purpose flour  
2 tablespoons water  
2 tablespoons vegetable oil

Determine the ratio of tablespoons of water to number of eggs.

Provided the information in the table below, complete the table to determine ordered pairs. Use the ordered pairs to graph the relationship of the number of tablespoons of water to the number of eggs.

Tablespoons of Water	Number of Eggs
2	
4	
6	
8	
10	
12	



What would you have to do to the graph in order to find how many eggs would be needed if the recipe was larger and called for 16 tablespoons of water?

Demonstrate on your graph.

How many eggs would be needed if the recipe called for 16 tablespoons of water?

**Exercise 7**

Determine how many tablespoons of water will be needed if the chef is making a large batch of pasta and the recipe increases to 36 eggs. Support your reasoning using at least one diagram you find applies best to the situation, and explain why that tool is the best to use.

**Lesson Summary**

There are several ways that we can represent the same collection of equivalent ratios. These include ratio tables, tape diagrams, double number line diagrams, equations, and graphs on coordinate planes.

**Problem Set**

1. The producer of the news station posted an article about the high school's football championship ceremony on a new website. The website had 500 views after four hours. Create a table to show how many views the website would have had after the first, second, and third hours after posting, if the website receives views at the same rate. How many views would the website receive after 5 hours?
2. Write an equation that represents the relationship from question 1. Do you see any connections between the equations you wrote and the ratio of the number of views to the number of hours?
3. Use the table in question 1 to make a list of ordered pairs that you could plot on a coordinate plane.
4. Graph the ordered pairs on a coordinate plane. Label your axes and create a title for the graph. Connect the ordered pairs.
5. Use multiple tools to predict how many views the website would have after 12 hours.

## Lesson 16: From Ratios to Rates

Ratios can be transformed to rates and unit rates.

### Classwork

#### Example 1: Introduction to Rates and Unit Rates

Diet cola was on sale last week; it cost \$10 for every 4 packs of diet cola.

- a. How much do 2 packs of diet cola cost?
  
  
  
  
  
  
  
  
  
  
- b. How much does 1 pack of diet cola cost?

### Exploratory Challenge

1. Teagan went to Gamer Realm to buy new video games. Gamer Realm was having a sale: \$65 for 4 video games. He bought 3 games for himself and one game for his friend, Diego, but Teagan does not know how much Diego owes him for the one game. What is the unit price of the video games? What is the rate unit?

2. Four football fans took turns driving the distance from New York to Oklahoma to see a big game. Each driver set the cruise control during his leg of the trip, enabling him to travel at a constant speed. The men changed drivers each time they stopped for gas and recorded their driving times and distances in the table below.

Fan	Distance (miles)	Time (hours)
Andre	208	4
Matteo	456	8
Janaye	300	6
Greyson	265	5

Use the given data to answer the following questions.

- a. What two quantities are being compared?
- b. What is the ratio of the two quantities for Andre's car? What is the associated rate?

Andre's Ratio: \_\_\_\_\_

Andre's Rate: \_\_\_\_\_

- c. Answer the same two questions in part (b) for the other three drivers.

Matteo's Ratio: \_\_\_\_\_

Matteo's Rate: \_\_\_\_\_

Janaye's Ratio: \_\_\_\_\_

Janaye's Rate: \_\_\_\_\_

Greyson's Ratio: \_\_\_\_\_

Greyson's Rate: \_\_\_\_\_

- d. For each driver, circle the unit rate and put a box around the rate unit.

3. A publishing company is looking for new employees to type novels that will soon be published. The publishing company wants to find someone who can type at least 45 words per minute. Dominique discovered she can type at a constant rate of 704 words in 16 minutes. Does Dominique type at a fast enough rate to qualify for the job? Explain why or why not.

**Lesson Summary**

A ratio of two quantities, such as 5 miles per 2 hours, can be written as another quantity called a *rate*.

The numerical part of the rate is called the *unit rate* and is simply the value of the ratio, in this case 2.5. This means that in 1 hour, the car travels 2.5 miles. The unit for the rate is miles/hour, read “miles per hour”.

**Problem Set**

The Scott family is trying to save as much money as possible. One way to cut back on the money they spend is by finding deals while grocery shopping; however, the Scott family needs help determining which stores have the better deals.

1. At Grocery Mart, strawberries cost \$2.99 for 2lbs., and at Baldwin Hills Market strawberries are \$3.99 for 3 lbs.
  - a. What is the unit price of strawberries at each grocery store? If necessary, round to the nearest penny.
  - b. If the Scott family wanted to save money, where should they go to buy strawberries? Why?
2. Potatoes are on sale at both Grocery Mart and Baldwin Hills Market. At Grocery Mart, a 5 lb. bag of potatoes cost \$2.85, and at Baldwin Hills Market a 7 lb. bag of potatoes costs \$4.20. Which store offers the best deal on potatoes? How do you know? How much better is the deal?

## Lesson 17: From Rates to Ratios

Given a rate, you can calculate the unit rate and associated ratios. Recognize that all ratios associated to a given rate are equivalent because they have the same value.

### Classwork

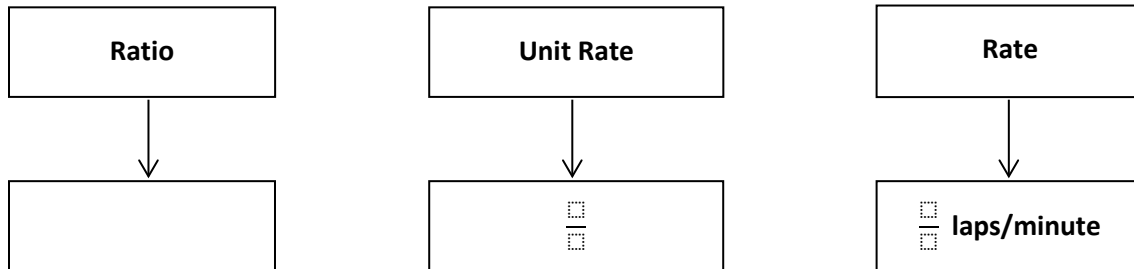
#### Example 1

Write each ratio as a rate.

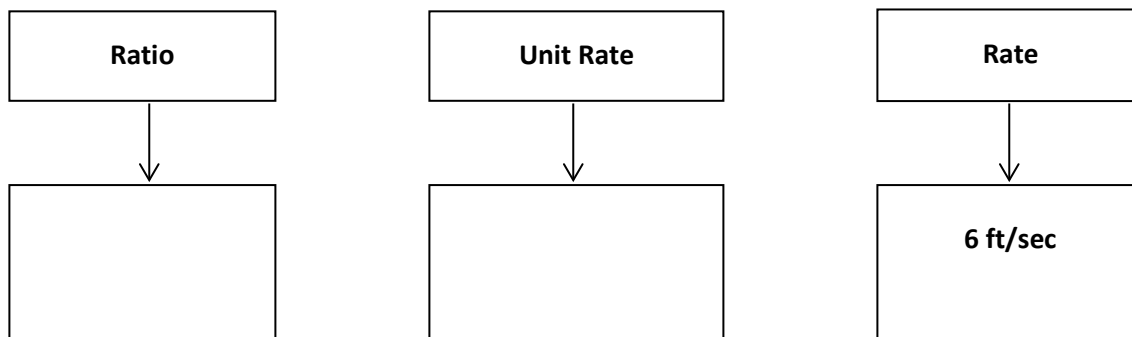
- a. The ratio of miles to hours is 434 to 7.                      b. The ratio of laps to minutes is 5 to 4.

#### Example 2

- a. Complete the model below using the ratio from Example 1, part (b).



- b. Complete the model below now using the rate listed below.

**Examples 3–6**

3. Dave can clean pools at a constant rate of  $\frac{3}{5}$  pools/hour.

- What is the ratio of pools to hours?
- How many pools can Dave clean in 10 hours?
- How long does it take Dave to clean 15 pools?

4. Emeline can type at a constant rate of  $\frac{1}{4}$  pages/minute.
- What is the ratio of pages to minutes?
  - Emeline has to type a 5-page article but only has 18 minutes until she reaches the deadline. Does Emeline have enough time to type the article? Why or why not?
  - Emeline has to type a 7-page article. How much time will it take her?
5. Xavier can swim at a constant speed of  $\frac{5}{3}$  meters/second.
- What is the ratio of meters to seconds?
  - Xavier is trying to qualify for the National Swim Meet. To qualify, he must complete a 100 meter race in 55 seconds. Will Xavier be able to qualify? Why or why not?
  - Xavier is also attempting to qualify for the same meet in the 200 meter event. To qualify, Xavier would have to complete the race in 130 seconds. Will Xavier be able to qualify in this race? Why or why not?

6. The corner store sells apples at a rate of 1.25 dollars per apple.
- What is the ratio of dollars to apples?
  - Akia is only able to spend \$10 on apples. How many apples can she buy?
  - Christian has \$6 in his wallet and wants to spend it on apples. How many apples can Christian buy?

**Lesson Summary**

A rate of  $\frac{2}{3}$  gal/min corresponds to the unit rate of  $\frac{2}{3}$  and also corresponds to the ratio 2:3.

All ratios associated to a given rate are equivalent because they have the same value.

**Problem Set**

1. Once a commercial plane reaches the desired altitude, the pilot often travels at a cruising speed. On average, the cruising speed is 570 miles/hour. If a plane travels at a cruising speed for 7 hours, how far does the plane travel while cruising at this speed?
2. Denver, Colorado often experiences snowstorms resulting in multiple inches of accumulated snow. During the last snow storm, the snow accumulated at  $\frac{4}{5}$  inch/hour. If the snow continues at this rate for 10 hours, how much snow will accumulate?

## Lesson 18: Finding a Rate by Dividing Two Quantities

### Classwork

#### Mathematical Modeling Exercises

1. At Fun Burger, the Burger Master can make hamburgers at a rate of 4 burgers/minute. In order to address the heavy volume of customers, he needs to continue at this rate for 30 minutes. If he continues to make hamburgers at this pace, how many hamburgers will the Burger Master make in 30 minutes?
2. Chandra is an editor at the New York Gazette. Her job is to read over each article before it is printed in the newspaper. If Chandra can read 10 words/second, how many words can she read in 60 seconds?

**Exercises**

Use the table below to write down your work and answers for the stations.

1.
2.
3.
4.
5.
6.

**Lesson Summary**

We can convert measurement units using rates. The information can be used to further interpret the problem. Here is an example:

$$\begin{aligned}\left(5 \frac{\text{gal}}{\text{min}}\right) \cdot (10 \text{ min}) &= \frac{5 \text{ gal}}{1 \cancel{\text{min}}} \cdot 10 \cancel{\text{min}} \\ &= 50 \text{ gal}.\end{aligned}$$

**Problem Set**

1. Enguun earns \$17 per hour tutoring student-athletes at Brooklyn University.
  - a. If Enguun tutored for 12 hours this month, how much money did she earn this month?
  - b. If Enguun tutored for 19.5 hours last month, how much did she earn last month?
2. The Piney Creek Swim Club is preparing for the opening day of the summer season. The pool holds 22,410 gallons of water, and water is being pumped in at 540 gallons per hour. The swim club has their first practice in 42 hours; will the pool be full in time? Explain your answer.

## Lesson 19: Comparison Shopping—Unit Price and Related Measurement Conversions

Analyze tables, graphs, and equations in order to compare rates.

### Classwork

#### Example 1: Creating Tables from Equations

1. The ratio of cups of blue paint to cups of red paint is 1:2, which means for every cup of blue paint, there are two cups of red paint. In this case, the equation would be  $red = 2 \times blue$  or  $r = 2b$ , where  $b$  represents the amount of blue paint and  $r$  represents the amount of red paint. Make a table of values.


2. Ms. Siple is a librarian who really enjoys reading. She can read  $\frac{3}{4}$  of a book in one day. This relationship can be represented by the equation  $days = \frac{3}{4}books$ , which can be written as  $d = \frac{3}{4}b$ , where  $b$  is the number of books and  $d$  is the number of days.

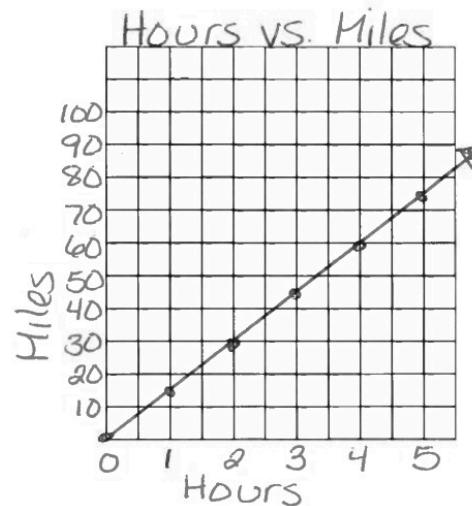

## Exercises 1–3

1. Bryan and ShaNiece are both training for a bike race and want to compare who rides his or her bike at a faster rate. Both bikers use apps on their phones to record the time and distance of their bike rides. Bryan's app keeps track of his route on a table, and ShaNiece's app presents the information on a graph. The information is shown below.


Bryan:

Hours	0	3	6
Miles	0	75	150

ShaNiece:



- a. At what rate does each biker travel? Explain how you arrived at your answer.
- b. ShaNiece wants to win the bike race. Make a new graph to show the speed ShaNiece would have to ride her bike in order to beat Bryan.



2. Braylen and Tyce both work at a movie store and are paid by the hour. The manager told the boys they both earn the same amount of money per hour, but Braylen and Tyce did not agree. They each kept track of how much money they earned in order to determine if the manager was correct. Their data is shown below.

Braylen:  $m = 10.50h$  where  $h$  is the number of hours worked and  $m$  is the amount of money Braylen was paid

Tyce:

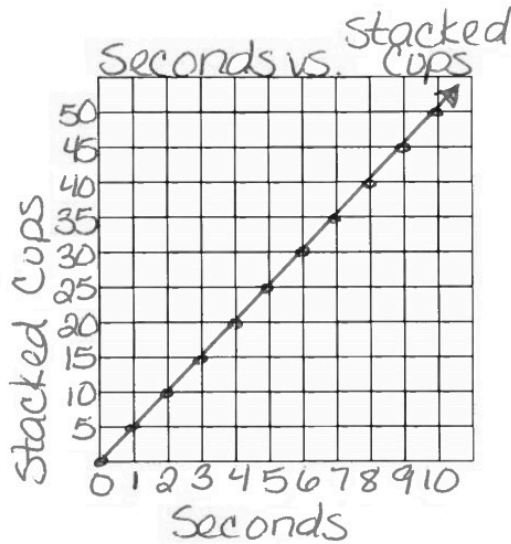
<b>Hours</b>	0	3	6
<b>Money</b>	0	34.50	69

- a. How much did each person earn in one hour?

- b. Was the manager correct? Why or why not?

3. Claire and Kate are entering a cup stacking contest. Both girls have the same strategy: stack the cups at a constant rate so that they do not slow down at the end of the race. While practicing, they keep track of their progress, which is shown below.

Claire:



Kate:  $c = 4t$  where  $t$  = time in seconds  
and  $c$  = the number of stacked cups

- a. At what rate does each girl stack her cups during the practice sessions?
- b. Kate notices that she is not stacking her cups fast enough. What would Kate's equation look like if she wanted to stack cups faster than Claire?

**Lesson Summary**

When comparing rates and ratios, it is best to find the unit rate.

Comparing unit rates can happen across tables, graphs, and equations.

**Problem Set**

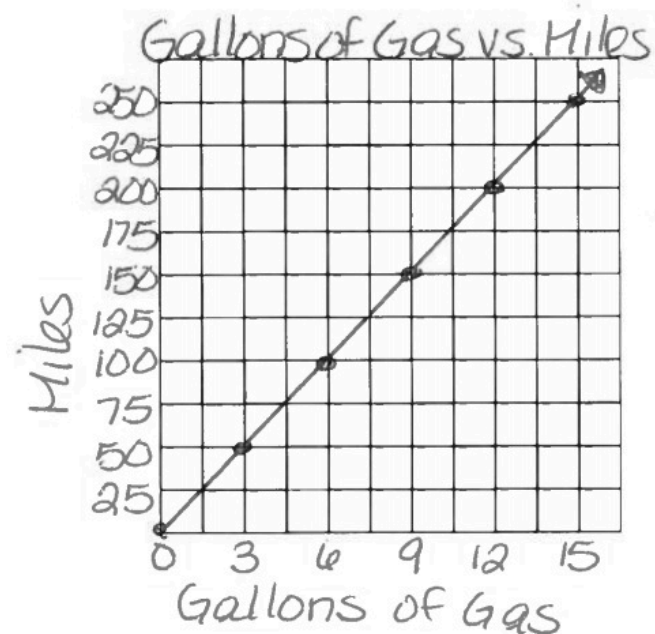
1. Victor was having a hard time deciding on which new vehicle he should buy. He decided to make the final decision based on the gas efficiency of each car. A car that is more gas efficient gets more miles per gallon of gas. When he asked the manager at each car dealership for the gas mileage data, he received two different representations, which are shown below.

Vehicle 1: Legend

Gallons of Gas	4	8	12
Miles	72	144	216

- a. If Victor based his decision only on gas efficiency, which car should he buy? Provide support for your answer.

Vehicle 2: Supreme



- b. After comparing the Legend and the Supreme, Victor saw an advertisement for a third vehicle, the Lunar. The manager said that the Lunar can travel about 289 miles on a tank of gas. If the gas tank can hold 17 gallons of gas, is the Lunar Victor's best option? Why or why not?

## Lesson 20: Comparison Shopping—Unit Price and Related Measurement Conversions

An activity will be completed in order to gain confidence in comparing rates on tables, graphs, and equations.

### Classwork

#### Example 1: Notes from Exit Ticket

Take notes from the discussion in the space provided below.

Notes:

### Exploratory Challenge

1. Mallory is on a budget and wants to determine which cereal is a better buy. A 10-ounce box of cereal costs \$2.79 and a 13-ounce box of the same cereal costs \$3.99.
  - a. Which box of cereal should Mallory buy?
  - b. What is the difference between the two unit prices?

2. Vivian wants to buy some watermelon. Kingston's Market has 10-pound watermelons for \$3.90, but the Farmer's Market has 12-pound watermelons for \$4.44.
- Which Market has the best price for watermelon?
  - What is the difference between the two unit prices?
3. Mitch needs to purchase soft drinks for a staff party. He is trying to figure out if it is cheaper to buy the 12-pack of soda or the 20-pack of soda. The 12-pack of soda costs \$3.99 and a 20-pack of soda costs \$5.48.
- Which pack should Mitch choose?
  - What is the difference between the costs of one can of soda between the two packs?
4. Mr. Steiner needs to purchase 60 AA batteries. A nearby store sells a 20-pack of AA batteries for \$12.49 and a 12-pack of the same batteries for \$7.20.
- Would it be less expensive for Mr. Steiner to purchase the batteries in 20-packs or 12-packs?
  - What is the difference between the costs of one battery?

5. The table below shows the amount of calories Mike burns as he runs.

Miles Run	3	6	9	12
Calories Burned	360	720		1,440

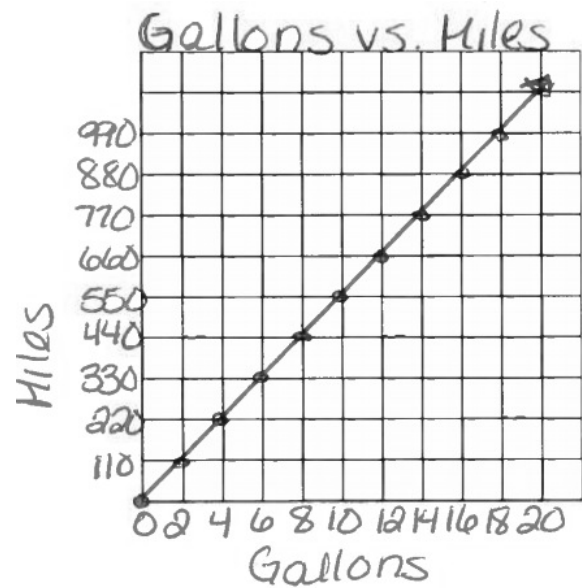
Fill in the missing part of the table.

6. Emilio wants to buy a new motorcycle. He wants to compare the gas efficiency for each motorcycle before he makes a purchase. The dealerships presented the data below.

Sports Bike:

Gallons	5	10	15	20
Miles	287.5	575	862.5	1,150

Leisure Bike:



Which motorcycle is more gas efficient and by how much?

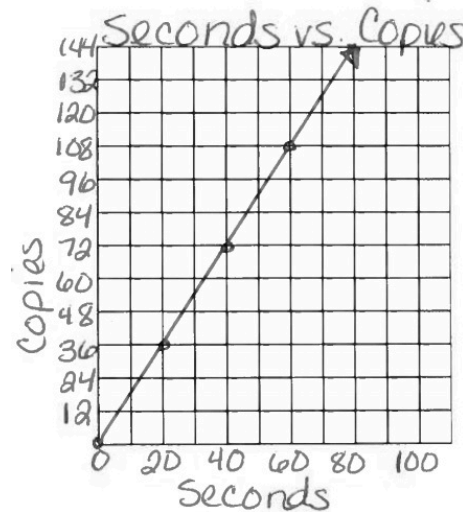
7. Milton Middle School is planning to purchase a new copy machine. The principal has narrowed the choice to two models: SuperFast Deluxe and Quick Copies. He plans to purchase the machine that copies at the fastest rate. Use the information below to determine which copier the principal should choose.

SuperFast Deluxe:

Quick Copies:  $c = 1.5t$

where  $t$  represents time in seconds and

$c$  represents the number of copies



8. Elijah and Sean are participating in a walk-a-thon. Each student wants to calculate how much money he would make from his sponsors at different points of the walk-a-thon. Use the information in the tables below to determine which student would earn more money if they both walked the same distance? How much more money would that student earn per mile?

Elijah's Sponsor Plan:

Miles Walked	7	14	21	28
Money Earned in Dollars	35	70	105	140

Sean's Sponsor Plan:

Miles Walked	6	12	18	24
Money Earned in Dollars	33	66	99	132

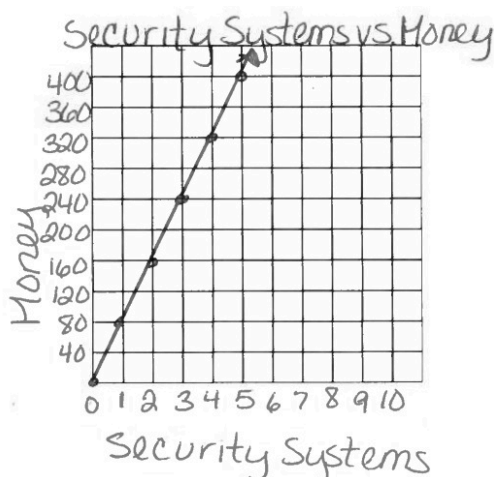
9. Gerson is going to buy a new computer for his new job and also to download movies. He has to decide between two different computers. How many more kilobytes does the faster computer download in one second?

Choice 1: The rate of download is represented by the equation:  $k = 153t$ , where  $t$  is time in seconds and  $k$  is the number of kilobytes.

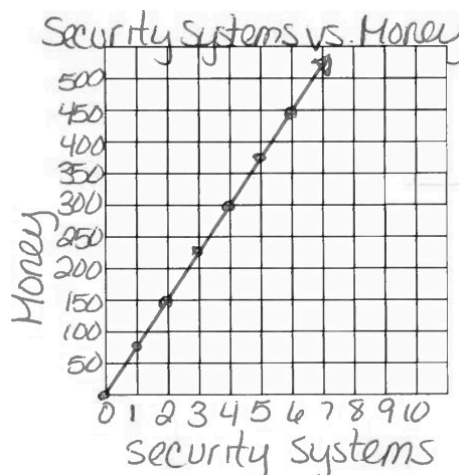
Choice 2: The rate of download is represented by the equation:  $k = 150t$ , where  $t$  is time in seconds and  $k$  is the number of kilobytes.

10. Zyearaye is trying to decide which security system company he will make more money working for. Use the graphs below that show Zyearaye's potential commission rate to determine which company will pay Zyearaye more commission. How much more commission would Zyearaye earn by choosing the company with the better rate?

Superior Security:



Top Notch Security:



11. Emilia and Miranda are sisters and their mother just signed them up for a new cell phone plan because they send too many text messages. Using the information below, determine which sister sends the most text messages. How many more text messages does this sister send per week?

Emilia:

Weeks	3	6	9	12
Text Messages	1,200	2,400	3,600	4,800

Miranda:  $m = 410w$ , where  $w$  represents the number of weeks and  $m$  represents the number of text messages.

**Lesson Summary**

Unit Rate can be located in tables, graphs, and equations.

- Table – the unit rate is the value of the first quantity when the second quantity is 1.
- Graphs – the unit rate is the value of  $r$  at the point  $(1, r)$ .
- Equation – the unit rate is the constant number in the equation. For example, the unit rate in  $r = 3b$  is 3.

**Problem Set**

The table below shows the amount of money Gabe earns working at a Coffee Shop.

Hours Worked	3	6	9	12
Money Earned	40.50	81.00	121.50	162.00

1. How much does Gabe earn per hour?
2. Jordan is another employee at the same coffee shop. He has worked there longer than Gabe and earns \$3 more per hour than Gabe. Complete the table below to show how much Jordan earns.

Hours Worked	4	8	12	16
Money Earned				

3. Serena is the manager of the coffee shop. The amount of money she earns is represented by the equation:  $m = 21h$ , where  $h$  is the number of hours Serena works and  $m$  is the amount of money she earns. How much more money does Serena make an hour than Gabe? Explain your thinking.
4. After another month of work, Jordan received a promotion and became a manager. He now earns the same amount as Serena. How much more does he earn per hour now that he is a manager than before his promotion? Explain your thinking.

## Lesson 21: Getting the Job Done—Speed, Work, and Measurement Units

Conversion tables contain ratios that can be used to convert units of length, weight or capacity. You must multiply the given number by the ratio that compares the two units.

### Classwork

#### Exercise 1

Identify the ratios that are associated with conversions between feet, inches, and yards.

12 inches = \_\_\_\_\_ *foot*; the ratio of inches to feet is \_\_\_\_\_.

1 foot = \_\_\_\_\_ *inches*; the ratio of feet to inches is \_\_\_\_\_.

3 feet = \_\_\_\_\_ *yard*; the ratio of feet to yards is \_\_\_\_\_.

1 yard = \_\_\_\_\_ *feet*; the ratio of yards to feet is \_\_\_\_\_.

#### Exercise 2

Work with your partner to find out how many feet are in 48 inches. Make a ratio table that compares feet and inches.

Use the conversion rate of 12 inches per foot, or  $\frac{1}{12}$  foot per inch.

**Exercise 3**

How many grams are in 6 kilograms? Again, make a record of your work before using the calculator. The rate would be 1,000 grams per kg. The unit rate would be 1,000.

**Example 1**

How many cups are in 5 quarts? As always, make a record of your work before using the calculator.

**Example 2**

How many quarts are in 10 cups?

U.S. Customary Length	Conversion
Inch (in.)	1 in. = $\frac{1}{12}$ ft.
Foot (ft.)	1 ft. = 12 in.
Yard (yd.)	1 yd. = 3 ft. 1 yd. = 36 in.
Mile (mi.)	1 mi. = 1760 yd. 1 mi. = 5280 ft.

Metric Length	Conversion
Centimeter (cm)	1 cm = 10 mm
Meter (m)	1 m = 100 cm 1 m = 1000 mm
Kilometer (km)	1 km = 1000 m

U.S. Customary Weight	Conversion
Pound (lb.)	1 lb. = 16 oz.
Ton (T.)	1 T. = 2000 lb.

Metric Capacity	Conversion
Liter (L)	1 L = 1000 ml
Kiloliter	1 kL = 1000 L

U.S. Customary Capacity	Conversion
Cup (c.)	1 c. = 8 fluid ounces
Pint (pt.)	1 pt. = 2 c.
Quart (qt.)	1 qt. = 4 c. 1 qt. = 2 pt. 1 qt. = 32 fluid ounces
Gallon (gal.)	1 gal. = 4 qt. 1 gal. = 8 pt. 1 gal. = 16 c. 1 gal. = 128 fluid ounces

Metric Mass	Conversion
Gram (g)	1 g = 1000 mg
Kilogram (kg)	1 kg = 1000 g

**Lesson Summary**

Conversion tables contain ratios that can be used to convert units of length, weight, or capacity. You must multiply the given number by the ratio that compares the two units.

**Problem Set**

1. 7 ft. = \_\_\_\_\_ in.
2. 100 yd. = \_\_\_\_\_ ft.
3. 25 m = \_\_\_\_\_ cm
4. 5 km = \_\_\_\_\_ m
5. 96 oz. = \_\_\_\_\_ lb.
6. 2 mi. = \_\_\_\_\_ ft.
7. 2 mi. = \_\_\_\_\_ yd.
8. 32 fl. oz. = \_\_\_\_\_ c.
9. 1,500 ml = \_\_\_\_\_ l
10. 6 g = \_\_\_\_\_ mg
11. Beau buys a 3 pound bag of trail mix for a hike. He wants to make one-ounce bags for his friends with whom he is hiking. How many one-ounce bags can he make? \_\_\_\_\_
12. The maximum weight for a truck on the New York State Thruway is 40 tons. How many pounds is this? \_\_\_\_\_
13. Claudia's skis are 150 centimeters long. How many meters is this? \_\_\_\_\_
14. Claudia's skis are 150 centimeters long. How many millimeters is this? \_\_\_\_\_
15. Write your own problem and solve it. Be ready to share the question tomorrow.

## Lesson 22: Getting the Job Done—Speed, Work, and Measurement Units

If something is moving at a constant rate of speed for a certain amount of time, it is possible to find how far it went by multiplying those two values. In mathematical language, we say Distance = Rate • Time

### Classwork

#### Exercise 1

**Walker:** Substitute the walkers' distance and time into the equation and solve for the rate of speed.

$$\text{Distance} = \text{Rate} \cdot \text{Time}$$

$$d = r \cdot t$$

*Hint: Consider the units that you want to end up with... If you want to end up with the rate (feet/second) then divide the distance (feet) by time (seconds).*

**Runner:** Substitute the runner's time and distance into the equation to find their rate of speed.

$$\text{Distance} = \text{Rate} \cdot \text{Time}$$

$$d = r \cdot t$$

**Exercise 2**

Part 1: Chris Johnson ran the 40 yard dash in 4.24 seconds. What is the rate of speed? Round any answer to the nearest hundredth of a second.

Distance = Rate • Time

$$d = r \cdot t$$

Part 2: In Lesson 21, we converted units of measure using unit rates. If the runner could keep up this speed at a constant rate, how many yards would he run in an hour? This problem can be solved by breaking it down into two steps. Work with a partner, and make a record of your calculations.

a. How many yards would he run in one minute?

b. How many yards would he run in one hour?

- We completed that problem in two separate steps, but it is possible to complete this same problem in one step. We can multiply the yards per second by the seconds per minute, then by the minutes per hour.

$$\underline{\hspace{1cm}} \frac{\text{yards}}{\text{second}} \cdot 60 \frac{\text{seconds}}{\text{minute}} \cdot 60 \frac{\text{minutes}}{\text{hour}} = \underline{\hspace{1cm}} \text{yards in one hour}$$

Cross out any units that are in both the numerator and denominator in the expression because these cancel out each other.

Part 3: How many miles did the runner travel in that hour? Round your response to the nearest tenth.

Cross out any units that are in both the numerator and denominator in the expression because they cancel out.

**Examples 1–2: Road Trip****Example 1**

I drove my car on cruise control at 65 miles per hour for 3 hours without stopping. How far did I go?

$$d = r \cdot t$$

$$d = \underline{\hspace{2cm}} \frac{\text{miles}}{\text{hour}} \cdot \underline{\hspace{2cm}} \text{hours}$$

Cross out any units that are in both the numerator and denominator in the expression because they cancel out.

$$d = \underline{\hspace{2cm}} \text{miles}$$

**Example 2**

On the road trip, the speed limit changed to 50 miles per hour in a construction zone. Traffic moved along at a constant rate (50 mph), and it took me 15 minutes (0.25 hours) to get through the zone. What was the distance of the construction zone? (Round your response to the nearest hundredth of a mile).

$$d = r \cdot t$$

$$d = \underline{\hspace{2cm}} \frac{\text{miles}}{\text{hour}} \cdot \underline{\hspace{2cm}} \text{hours}$$

**Lesson Summary**

Distance, rate, and time are related by the formula  $d = r \cdot t$ .

Knowing any two of the values allows the calculation of the third.

**Problem Set**

1. If Adam's plane traveled at a constant speed of 375 miles per hour for six hours, how far did the plane travel?
2. A Salt Marsh Harvest Mouse ran a 360 centimeter straight course race in 9 seconds. How fast did it run?
3. Another Salt Marsh Harvest Mouse took 7 seconds to run a 350 centimeter race. How fast did it run?
4. A slow boat to China travels at a constant speed of 17.25 miles per hour for 200 hours. How far was the voyage?
5. The Sopwith Camel was a British, First World War, single-seat, biplane fighter introduced on the Western Front in 1917. Traveling at its top speed of 110 mph in one direction for  $2\frac{1}{2}$  hours how far did the plane travel?
6. A world class marathon runner can finish 26.2 miles in 2 hours. What is the rate of speed for the runner?
7. Banana slugs can move at 17 cm per minute. If a banana slug travels for 5 hours, how far will it travel?

## Lesson 23: Problem Solving Using Rates, Unit Rates, and Conversions

- If work is being done at a constant rate by one person at a different constant rate by another person, both rates can be converted to their unit rates then compared directly.
- Work can be jobs done in a certain time period, or even running or swimming rates, etc.

### Classwork

#### Example 1: Fresh-Cut Grass

Suppose that on a Saturday morning you can cut 3 lawns in 5 hours, and your friend can cut 5 lawns in 8 hours. Who is cutting lawns at a faster rate?

$$\frac{3 \text{ lawns}}{5 \text{ hours}} = \frac{\underline{\hspace{1cm}} \text{ lawns}}{1 \text{ hour}}$$

$$\frac{5 \text{ lawns}}{8 \text{ hours}} = \frac{\underline{\hspace{1cm}} \text{ lawns}}{1 \text{ hour}}$$

#### Example 2: Restaurant Advertising

$$\frac{\underline{\hspace{1cm}} \text{ menus}}{\underline{\hspace{1cm}} \text{ hours}} = \frac{\underline{\hspace{1cm}} \text{ menus}}{1 \text{ hour}}$$

$$\frac{\underline{\hspace{1cm}} \text{ menus}}{\underline{\hspace{1cm}} \text{ hours}} = \frac{\underline{\hspace{1cm}} \text{ menus}}{1 \text{ hour}}$$

**Example 3: Survival of the Fittest**

$$\frac{\underline{\hspace{1cm}} \text{ feet}}{\underline{\hspace{1cm}} \text{ seconds}} = \frac{\underline{\hspace{1cm}} \text{ feet}}{1 \text{ second}}$$

$$\frac{\underline{\hspace{1cm}} \text{ feet}}{\underline{\hspace{1cm}} \text{ seconds}} = \frac{\underline{\hspace{1cm}} \text{ feet}}{1 \text{ second}}$$

**Example 4: Flying Fingers**

$$\underline{\hspace{2cm}} = \underline{\hspace{2cm}}$$

$$\underline{\hspace{2cm}} = \underline{\hspace{2cm}}$$

**Lesson Summary**

- Constant rate problems always count or measure something happening per unit of time. The time is always in the denominator.
- Sometimes the units of time in the denominators of two rates are not the same. One must be converted to the other before calculating the unit rate of each.
- Dividing the numerator by the denominator calculates the unit rate; this number stays in the numerator. The number in the denominator of the equivalent fraction is always 1.

**Problem Set**


1. Who walks at a faster rate: someone who walks 60 feet in 10 seconds or someone who walks 42 feet in 6 seconds?
2. Who walks at a faster rate: someone who walks 60 feet in 10 seconds or someone who takes 5 seconds to walk 25 feet? Review the lesson summary before answering!
3. Which parachute has a slower decent: a red parachute that falls 10 feet in 4 seconds or a blue parachute that falls 12 feet in 6 seconds?
4. During the winter of 2012-2013, Buffalo, New York received 22 inches of snow in 12 hours. Oswego, New York received 31 inches of snow over a 15 hour period. Which city had a heavier snowfall rate? Round your answers to the nearest hundredth.
5. A striped marlin can swim at a rate of 70 miles per hour. Is this a faster or slower rate than a sailfish, which takes 30 minutes to swim 40 miles?
6. One math student, John, can solve these 6 math problems in 20 minutes while another student, Juaquine, can solve them at a rate of 1 problem per 4 minutes. Who works faster?

Lesson 24: Percent and Rates per 100

Classwork

Exercise 1

Robb’s Fruit Farm consists of 100 acres, on which three different types of apples grow. On 25 acres, the farm grows Empire apples. McIntosh apples grow on 30% of the farm. The remainder of the farm grows Fuji apples. Shade in the grid below to represent the portion of the farm each apple type occupies. Use a different color for each type of apple. Create a key to identify which color represents each type of apple.



Color Key	Part-to-Whole Ratio
Empire _____	_____
McIntosh _____	_____
Fuji _____	_____

Exercise 2

The shaded portion of the grid below represents the portion of a granola bar remaining.

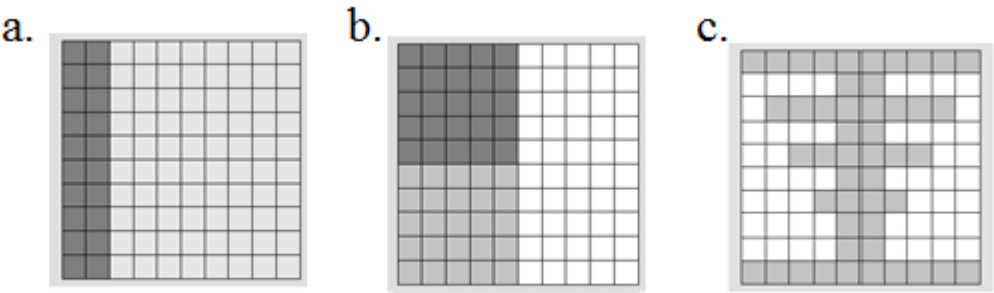
What percent does each square of granola bar represent?

What percent of the granola bar remains?

What other ways can we represent this percent?

.01	.01	.01	.01	.01	.01	.01	.01	.01	.01
.01	.01	.01	.01	.01	.01	.01	.01	.01	.01
.01	.01	.01	.01	.01	.01	.01	.01	.01	.01
.01	.01	.01	.01	.01	.01	.01	.01	.01	.01
.01	.01	.01	.01	.01	.01	.01	.01	.01	.01
.01	.01	.01	.01	.01	.01	.01	.01	.01	.01
.01	.01	.01	.01	.01	.01	.01	.01	.01	.01
.01	.01	.01	.01	.01	.01	.01	.01	.01	.01
.01	.01	.01	.01	.01	.01	.01	.01	.01	.01
.01	.01	.01	.01	.01	.01	.01	.01	.01	.01

Exercise 3



a. What percent is being modeled in each picture? Write your answer as a decimal, fraction, and percent.

Picture a	Picture b	Picture c


b. What ratio is being modeled in each picture?

c. How are the ratios and percentages related?

**Exercise 4**

Complete the table.

Percentage	Decimal	Fraction	Ratio	Model
6%			6:100	
60%				
600%				
32%				

	0.55			
		$\frac{9}{10}$		
				

**Exercise 5**

Mr. Brown shares with the class that 70% of the students got an A on the English vocabulary quiz. If Mr. Brown has 100 students, create a model to show how many of the students passed.


What fraction of the students passed the class?

How could we represent this amount using a decimal?

How are the decimal, the fraction, and the percent all related?

Exercise 6

Marty owns a lawn mowing service. He has 100 lawns to mow this week and three people to mow them. Use the  $10 \times 10$  grid to model what percentage of the work each employee will complete this weekend.



Worker	Percentage	Fraction	Decimal
Sheila			
Marquis			
Luther			

Color over the name with the same color you used in the diagram.


**Lesson Summary**

Percent means out of 100. Therefore, percents are fractions with a denominator of 100.

We can create models of percents. One example would be to shade a  $10 \times 10$  grid. Each square in a  $10 \times 10$  grid represents 1% or 0.01.

**Problem Set**

1. Marissa just bought 100 acres of land. She wants to grow apples, peaches, and cherries on her land. Color the model to show how many acres she will use for each type of tree that she will grow.



Fruit	Percentage	Fraction	Decimal
Apple			
Peach			
Cherry			

2. After renovations on Kim's bedroom, only 30 percent of one wall is left without any décor. Shade the wall to represent the space that is left to decorate.


- a. What does each square represent?  
b. What percent has been decorated?

.01	.01	.01	.01	.01	.01	.01	.01	.01	.01
.01	.01	.01	.01	.01	.01	.01	.01	.01	.01
.01	.01	.01	.01	.01	.01	.01	.01	.01	.01
.01	.01	.01	.01	.01	.01	.01	.01	.01	.01
.01	.01	.01	.01	.01	.01	.01	.01	.01	.01
.01	.01	.01	.01	.01	.01	.01	.01	.01	.01
.01	.01	.01	.01	.01	.01	.01	.01	.01	.01
.01	.01	.01	.01	.01	.01	.01	.01	.01	.01
.01	.01	.01	.01	.01	.01	.01	.01	.01	.01
.01	.01	.01	.01	.01	.01	.01	.01	.01	.01

## Lesson 25: A Fraction as a Percent

### Classwork

#### Example 1



Sam says 50% of the vehicles are cars. Give three different reasons or models that prove or disprove Sam's statement. Models can include tape diagrams, 10 x 10 grids, double number lines, etc.

How is the fraction of cars related to the percent?

Use a model to prove that the fraction and percent are equivalent.

What other fractions or decimals are equal to the same percent?

### Example 2


A survey was taken that asked participants whether or not they were happy with their job. An overall score was given. 300 of the participants were unhappy while 700 of the participants were happy with their job. Give a part-to-whole ratio for comparing happy participants to the whole. Then write a part-to-whole ratio of the unhappy participants to the whole. What percent were happy with their job, and what percent were unhappy with their job?

Happy \_\_\_\_\_ Unhappy \_\_\_\_\_  
 Ratio Percent Ratio Percent

Create a model to justify your answer.

### Exercise 1

Renita claims that a score of 80% is the same as the fraction  $\frac{4}{5}$ . She drew the following picture in order to support her claim.

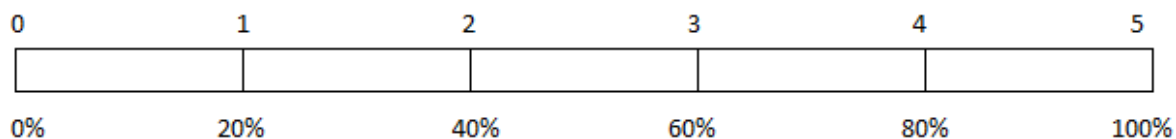


Is Renita correct?	Why or why not?

How could you change Renita's picture to make it easier for Renita to see why she is correct or incorrect?

**Exercise 2**

Use the tape diagram to answer the following questions.



80% is what fraction of the whole quantity?

$\frac{1}{5}$  is what percent of the whole quantity?

50% is what fraction of the whole quantity?

1 is what percent of the whole quantity?

**Exercise 3**

Maria completed  $\frac{3}{4}$  of her work day. Create a model that represents what percent of the workday Maria has worked.

What percent of her work day does she have left?

How does your model prove that your answer is correct?

**Exercise 4**

Matthew completed  $\frac{5}{8}$  of his work day. What decimal would also describe the portion of the workday he has finished?

How can you use the decimal to get the percent of the workday Matthew has completed?

**Exercise 5**

Complete the conversions from fraction to decimal to percent.

Fraction	Decimal	Percent
$\frac{3}{8}$		
	0.35	
		84.5%
	0.325	
$\frac{2}{25}$		

**Exercise 6**

Choose one of the rows from the conversion table in Exercise 5 and use models to prove your answers. (Models could include a  $10 \times 10$  grid, a tape diagram, a double number line, etc.)

### Lesson Summary

Fractions, Decimals, and Percentages are all related.

To change a fraction to a percent you can scale up or scale down so that 100 is in the denominator.

Example:


$$\frac{9}{20} = \frac{9 \times 5}{20 \times 5} = \frac{45}{100} = 45\%$$

If this is not possible, you can change the fraction to a decimal and then convert to a percentage.

Example:

$$\frac{5}{8} = 0.625 = 62.5 \text{ hundredths} = 62.5\%$$


Models, like tape diagrams and number lines, can also be used to model the relationships.



The diagram shows that  $\frac{20}{80} = 25\%$ .

### Problem Set

- Use the 10x10 grid to express the fraction  $\frac{11}{20}$  as a percent.
- Use a tape diagram to relate the fraction  $\frac{11}{20}$  to a percent.
- How are the diagrams related?
- What decimal is also related to the fraction?
- Which diagram is the most helpful for converting the fraction to a decimal? \_\_\_\_\_ Explain why.



## Lesson 26: Percent of a Quantity

### Classwork

#### Example 1

Five of the 25 girls on Alden Middle School's soccer team are 7<sup>th</sup>-grade students. Find the percentage of 7<sup>th</sup> graders on the team. Show two different ways of solving for the answer. One of the methods must include a diagram or picture model.

#### Example 2

Of the 25 girls on the Alden Middle School soccer team, 40% also play on a travel team. How many of the girls on the middle school team also play on a travel team?

**Example 3**

The Alden Middle School girls' soccer team won 80% of their games this season. If the team won 12 games, how many games did they play? Solve the question using at least two different methods.

**Exercises 1–4**

1. There are 60 animal exhibits at the local zoo. What percent of the zoo's exhibits does each animal class represent?

Exhibits by Animal Class	Number of Exhibits	Percent of the Total Number of Exhibits
Mammals	30	
Reptiles & Amphibians	15	
Fish & Insects	12	
Birds	3	

2. A sweater is regularly \$32. It is 25% off the original price this week.
  - a. Would the amount the shopper saved be considered the part, whole or percent?
  
  
  
  
  
  
  
  
  
  
  - b. How much would a shopper save by buying the sweater this week? Show two methods for finding your answer.
  
  
  
  
  
  
  
  
  
  
3. A pair of jeans was 30% off the original price. The sale resulted in a \$24 discount.
  - a. Is the original price of the jeans considered the whole, part or percent?
  
  
  
  
  
  
  
  
  
  
  - b. What was the original cost of the jeans before the sale? Show two methods for finding your answer.

4. Purchasing a TV that is 20% off will save \$180.
- a. Name the different parts with the words: PART, WHOLE, PERCENT.

_____	_____	_____
20% off	\$180	Original Price


- b. What was the original price of the TV? Show two methods for finding your answer.

**Lesson Summary**


Models and diagrams can be used to solve percent problems. Tape diagrams,  $10 \times 10$  grids, double number line diagrams, and others can be used in a similar way to using them with ratios to find the percent, the part or the whole.

**Problem Set**

1. What is 15% of 60? Create a model to prove your answer.
2. If 40% of a number is 56, what was the original number?
3. In a  $10 \times 10$  grid that represents 800, one square represents \_\_\_\_\_.  
Use the grids below to represent 17% and 83% of 800.



17%



83%

17% of 800 is \_\_\_\_\_.

83% of 800 is \_\_\_\_\_.

## Lesson 27: Solving Percent Problems

### Classwork

#### Example 1

Solve the following three problems.

Write the words PERCENT, WHOLE, PART under each problem to show which piece you were solving for.

of \_\_\_\_\_ of \_\_\_\_\_ = out of \_\_\_\_\_ = \_\_\_\_\_ %

---

How did your solving method differ with each problem?

**Exercise 1**

Use models, such as \_\_\_\_\_ grids, ratio tables, tape diagrams or double number line diagrams, to solve the following situation.

Priya is doing her back to school shopping. Calculate all of the missing values in the table below, rounding to the nearest penny, and calculate the total amount Priya will spend on her outfit after she received the indicated discounts.

	Shirt (25% discount)	Pants (30% discount)	Shoes (15% discount)	Necklace (10% discount)	Sweater (20% discount)
Original Price	\$44			\$20	
Amount of Discount		\$15	\$9		\$7

What is the total cost of Priya's outfit?

**Lesson Summary**

Percent problems include the part, whole and percent. When one of these values is missing, we can use tables, diagrams, and models to solve for the missing number.

**Problem Set**

1. Mr. Yoshi has      papers. He graded      papers, and he had a student grade the rest. What percent of the papers did each person grade?
2. Mrs. Bennett has graded      of her      students' papers. How many papers does she still need to finish?

## Lesson 28: Solving Percent Problems

### Classwork

#### Example 1

If an item is discounted 20%, the sale price is what percent of the original price?

If the original price of the item is \$400, how much is the dollar amount of the discount?

How much is the sale price?

**Exercise 1**

The following items were bought on sale. Complete the missing information in the table.

Item	Original Price	Sale Price	Amount of Discount	Percent Saved	Percent Paid
Television		\$800		20%	
Sneakers	\$80			25%	
Video Games		\$54			90%
MP3 player		\$51.60		40%	
Book			\$2.80		80%
Snack Bar		\$1.70	\$0.30		

**Lesson Summary**

Percent problems include the part, whole, and percent. When one of these values is missing, we can use tables, diagrams, and models to solve for the missing number.

**Problem Set**

1. The Sparkling House Cleaning Company has cleaned 28 houses this week. If this number represents 40% of the total number of houses they are contracted to clean, how many total houses will the company clean by the end of the week?
2. Joshua delivered 30 hives to the local fruit farm. If the farmer has paid to use 5% of the total number of Joshua's hives, how many hives does Joshua have in all?

## Lesson 29: Solving Percent Problems

### Classwork

#### Exploratory Challenge 1

*Claim: To find 10% of a number all you need to do is move the decimal to the left once.*

Use at least one model to solve each problem (e.g., tape diagram, table, double number line diagram,  $10 \times 10$  grid).

a. Make a prediction. Do you think the claim is true or false? \_\_\_\_\_ Explain why.

b. Determine 10% of 300? \_\_\_\_\_

c. Find 10% of 80? \_\_\_\_\_

d. Determine 10% of 64? \_\_\_\_\_

e. Find 10% of 5? \_\_\_\_\_

f. 10% of \_\_\_\_\_ is 48.

g. 10% of \_\_\_\_\_ is 6.

- h. Gary read 34 pages of a 340 pages book. What percent did he read?
- i. Micah read 16 pages of his book. If this is 10% of the book, how many pages are in the book?
- j. Using the solutions to the problems above, what conclusions can you make about the claim?

### Exploratory Challenge 2

*Claim: If an item is already on sale and then there is another discount taken off the new price, this is the same as saving the sum of the two discounts from the original price.*

Use at least one model to solve each problem (e.g., tape diagram, table, double number line diagram,  $10 \times 10$  grid).

- a. Make a prediction. Do you think the claim is true or false? \_\_\_\_\_ Explain.
- b. Sam purchased 3 games for \$140 after a discount of 30%. What was the original price

- c. If Sam had used a 20% off coupon and opened a frequent shopped discount membership to save 10%, would the games still have a total of \$140?
- d. Do you agree with the claim? \_\_\_\_\_ Explain why or why not. Create a new example to help support your claim.

**Lesson Summary**

Percent problems have three parts: whole, part, percent.

Percentage problems can be solved using models such as ratio tables, tape diagrams, double number line diagrams, and  $10 \times 10$  grids.

**Problem Set**

1. Henry has 15 lawns mowed out of a total of 60 lawns. What percent of the lawns does Henry still have to mow?
2. Marissa got an 85% on her math quiz. She had 34 questions right. How many questions were on the quiz?
3. Lucas read 30% of his book containing 480 pages. What page is he going to read next?